

CONSOLIDATED VEHICLE CONVERTERS

HONDA, ACURA, STERLING

<u>APPLICATION</u>			<u>INK CODE</u>		<u>METAL ID STAMP</u>		
					<u>HUB SIDE</u>	<u>PILOT SIDE</u>	
1997	ACURA CL	2.2L A6VA	AAO, AYA	b			HO37
1997-99	ACURA CL	2.3L B6VA	8b, 8B, PAA, PCA	b, CA, Y			HO27
1997-99	ACURA CL	2.3L B6VA	EA, GA, PEA, 5M, P5M	5M, EA			HO28
1996-00	ACURA CL	3.0L B7ZA / M7ZA	PO, POG, PFW, P8A, P8C	8A, 8C, LJ, U	5		HO48
1996-00	ACURA CL	3.0L B7ZA / M7ZA	4BO, 4B6, 4BC	7			HO25
2001-03	ACURA CL	3.2L MGFA	8b, 8F, P8F, PG, PGK	8F, PG			HO29
1986-87	ACURA INTEGRA	1.6L CA	HAM, HK3, H13, H16	A OR E			HO22
1988-89	ACURA INTEGRA	1.6L PI	L15, L16, S15, S16	A, A8, OR B			HO23
1990-93	ACURA INTEGRA	1.8L MPRA,RO	R18	C			HO36
1991-93	ACURA INTEGRA	1.8L	4BO, 4B6, 4BC	7			HO25
1994-99	ACURA INTEGRA	1.8L MP7A, SP7A	215, 216, A, B, AB, P56, P72	A or B, A-B, y			HO26
1994-99	ACURA INTEGRA	1.8L S4XA, SKWA					
2000-01	ACURA INTEGRA	1.8L SKWA					
1986-87	ACURA LEGEND	2.5L G4	25, 25AR	K			HO21
1987-90	ACURA LEGEND	2.7L PL5X	27, 27M, 27N	N	5		HO31
1991-95	ACURA LEGEND	3.2L MPYA	P5A, Y4	=			HO44
2001-02	ACURA MDX	3.5L MGHA / BGHA	8b, 8F, P8F, PG, PGK	8F, PG			HO29
2003-07	ACURA MDX	3.5L MDKA / BDKA	RD, RDJ	RD			HO32
2008-09	ACURA MDX	3.7L BYFA					
1991-06	ACURA NSX	3.0L MR9A					
1991-06	ACURA NSX	3.2L MR9A					
1996-01	ACURA RL	3.5L M5DA	P5A, Y4	=			HO44
1996-01	ACURA RL	3.5L M5DA	215, 216, A, B, AB, P56, P72	A or B, A-B, y			HO26
2002-06	ACURA RSX	2.0L MRMA	NA, PNA, PP	PN OR RA			HO33
1995-98	ACURA TL	2.5L MIWA	H27C, PW7	Y	5		HO46
1995-98	ACURA TL	3.2L M5HA	215, 216, A, B, AB, P56, P72	A or B, A-B, y			HO26
1999-03	ACURA TL	3.2L B7WA, M7WA	8b, 8F, P8F, PG, PGK	8F, PG			HO29
2004	ACURA TL	3.2L BDGA	RD, RDJ	RD			HO32
2004	ACURA TSX	2.4 MCTA	RBB	HI			HO33
1992-94	ACURA VIGOR	2.5L MPWA	H27C, PW7	Y	5		HO46
1983-87	HONDA ACCORD	1.8L AK, AS	NO, ON, P4				HO20
1994-97	HONDA ACCORD	1.8L BOYA	8b, 8B, PAA, PCA	b, CA, Y			HO27
1994-97	HONDA ACCORD	1.8L BOYA	EA, GA, PEA, 5M, P5M	5M, EA			HO28
1994-97	HONDA ACCORD	1.8L BOYA	AAO, AYA	b			HO37
1986-89	HONDA ACCORD	2.0L F4	4F, 45H, F4, FM4, P4, PH45	B	M		HO24
1990-93	HONDA ACCORD	2.2L	4BO, 4B6, 4BC	7			HO25
1990-97	HONDA ACCORD	2.2L APXA, MPOA	8b, 8B, PAA, PCA	b, CA, Y			HO27
1990-97	HONDA ACCORD	2.2L APXA, MPOA	EA, GA, PEA, 5M, P5M	5M, EA			HO28
1994	HONDA ACCORD	2.2L	F16, J1-LM, J1-PLM	B A			HO45
1994-97	HONDA ACCORD	2.2L AOYA, MPOA	AAO, AYA	b			HO37
1997-02	HONDA ACCORD	2.3L BAXA, MAXA	8b, 8B, PAA, PCA	b, CA, Y			HO27
1998-02	HONDA ACCORD	2.3L BAXA, MAXA	EA, GA, PEA, 5M, P5M	5M, EA			HO28
2003-07	HONDA ACCORD	2.4L BCLA, MCLA	NA, PNA, PP	PN OR RA			HO33
1995-97	HONDA ACCORD	2.7L MPZA	PO, POG, PFW, P8A, P8C	8A, 8C, LJ, U	5		HO48
1998-07	HONDA ACCORD	3.0L B7XA / BAYA	PO, POG, PFW, P8A, P8C	8A, 8C, LJ, U	5		HO48

CONSOLIDATED VEHICLE CONVERTERS

HONDA, ACURA, STERLING

<u>APPLICATION</u>			<u>INK CODE</u>	<u>METAL ID STAMP</u>		
				<u>HUB SIDE</u>	<u>PILOT SIDE</u>	
1983-85	HONDA CIVIC	1.5L AW	13, 15			HO30
1986-87	HONDA CIVIC	1.5L CA	HAM, HK3, H13, H16	A OR E		HO22
1987-91	HONDA CIVIC 4X4	1.5L MP5A	L15, L16, S15, S16	A, A8, OR B		HO23
1988-91	HONDA CIVIC	1.6L ML4A	L15, L16, S15, S16	A, A8, OR B		HO23
1992-01	HONDA CIVIC	1.6L B4RA / BD4A	215, 216, A, B, AB, P56, P72	A or B, A-B, y		HO26
2001-02	HONDA CIVIC	1.7L BMXA / SLXA	F16, J1-LM, J1-PLM	B A		HO45
2001-05	HONDA CIVIC	1.7L BMXA / SLXA	215, 216, A, B, AB, P56, P72	A or B, A-B, y		HO26
1997-01	HONDA CR-V 4X4	2.0L M4TA / MDMA	215, 216, A, B, AB, P56, P72	A or B, A-B, y		HO26
2002	HONDA CR-V AWD	2.4L M4TA / MDMA	NA, PNA, PP	PN OR RA		HO33
2002-04	HONDA CR-V 4X4	2.4L MDLA / MCVA	215, 216, A, B, AB, P56, P72	A or B, A-B, y		HO26
1986-87	HONDA CRX	1.5L CA	HAM, HK3, H13, H16	A OR E		HO22
1993-97	HONDA CIVIC DEL SOL	1.6L S24A / M24A	215, 216, A, B, AB, P56, P72	A or B, A-B, y		HO26
2003	HONDA ELEMENT	2.4L MZKA	NA, PNA, PP	PN OR RA		HO33
1995-98	HONDA ODYSSEY	2.2L MPJA	8b, 8B, PAA, PCA	b, CA, Y		HO27
1995-97	HONDA ODYSSEY	2.2L MPJA	EA, GA, PEA, 5M, P5M	5M, EA		HO28
1998	HONDA ODYSSEY	2.3L MDWA	EA, GA, PEA, 5M, P5M	5M, EA		HO28
1999-04	HONDA ODYSSEY	3.5L BYBA	8b, 8F, P8F, PG, PGK	8F, PG		HO29
2004	HONDA PILOT	3.5L BVGA	8b, 8F, P8F, PG, PGK	8F, PG		HO29
1983-86	HONDA PRELUDE	1.8L AS	CLUTCH OMITTED			HO12
1983-87	HONDA PRELUDE	1.8L AK, AS	NO, ON, P4			HO20
1985-87	HONDA PRELUDE	2.0L F4	4F, 45H, F4, FM4, P4, PH45	B	M	HO24
1988	HONDA PRELUDE		L15, L16, S15, S16	A, A8, OR B		HO23
1988-92	HONDA PRELUDE	2.0L	K1, K2, K3, K4, 3K, Y8	P	M	HO10
1992-96	HONDA PRELUDE	2.2L	4BO, 4B6, 4BC	7		HO25
1992-98	HONDA PRELUDE	2.2L MP1A	8b, 8B, PAA, PCA	b, B, CA,		HO27
1992-01	HONDA PRELUDE	2.2L MP1A / M6HA	EA, GA, PEA, 5M, P5M	5M, EA		HO28
1997-98	HONDA PRELUDE	2.3L M6HA	8b, 8B, PAA, PCA	b, CA, Y		HO27
1997-98	HONDA PRELUDE	2.3L M6HA	EA, GA, PEA, 5M, P5M	5M, EA		HO28
1996	ISUZU OASIS	2.2L MDJA	4BO, 4B6, 4BC			HO25
1986-87	STERLING		25, 25AR	K		HO21
1987-90	STERLING		27, 27M, 27N	N	5	HO31
	UNKNOWN AT THIS TIME			RN		HO34

CONSOLIDATED VEHICLE CONVERTERS

HONDA 4L30E

1994-02	PASSPORT L4 2.6L, V6 3.2L	ID CODE 24210868, 24210869, 24211228, 24211229 24213406 SFLT SFHT, 24200145	BU40 BU40W BU85 BU85C
1996-99	ACURA SLX V6 3.2L, 3.5L		



CAUTION: CHECK THE LENGTH OF YOUR CONVERTER BOLTS TO PREVENT DAMAGE TO THE CONVERTER CLUTCH AND/OR CLUTCH SURFACE, VOIDING ALL WARRANTY PLUS LOSS OF CORE.



	BU40						
	DIA	SPLINE	PILOT	HUB	MTG	CLUTCH	
	10"	27	.825"	1.875" SLOTS	6 PADS	YES CARBON	
PILOT .938" LONG, DIMPLES ANGLE 20 DEGREES LEFT 9 3/4" BOLT CIRCLE ID CODE: 24210868, 24210869, 24211228, 24211229							
	BU40W						
	DIA	SPLINE	PILOT	HUB	MTG	CLUTCH	
	10"	27	.825"	1.875" SLOTS	6 PADS	YES WOVEN	
PILOT .938" LONG, DIMPLES ANGLE 20 DEGREES LEFT 9 3/4" BOLT CIRCLE WOVEN GRAPHITE CLUTCH ID CODE: 24213406							
	BU85						
	DIA	SPLINE	PILOT	HUB	MTG	CLUTCH	
	10"	27	.825" 1" LONG	1.875" SLOTS	3 LUGS 10 X 1.50	YES	
MTG LUGS .925" TALL 9 3/4" BOLT CIRCLE, ID CODE: SFLT							
	BU85C						
	DIA	SPLINE	PILOT	HUB	MTG	CLUTCH	
	10"	27	.825" 1" LONG	1.875" SLOTS	3 LUGS 10 X 1.50	YES CARBON	
MTG LUGS .925" TALL 9 3/4" BOLT CIRCLE ID CODE: SFHT, 24200145							
	HO10						
	DIA	SPLINE	PILOT	HUB	MTG	CLUTCH	
	10 7/8"	22	.945"	38 TOOTH	RING 8 HOLE	YES	
WITHOUT COAST RELEASE VALVES, STEPPED HUB REQUIRES O-RING (SUPPLIED), 10 1/4" BOLT CIRCLE, 107 TOOTH RING GEAR, LOCK-UP PRE-TESTED , ID CODE: K1, K2, K3, K4, 3K, Y8 STAMPED P BY HUB, M BY PILOT							



CVC SUPPLIES THE NEW GREEN O-RING MEASURING 1.550" IN DIAMETER FOR A BETTER SEAL.



CONSOLIDATED VEHICLE CONVERTERS



HONDA, ACURA, STERLING



	HO12						
	DIA	SPLINE	PILOT	HUB	MTG	CLUTCH	
	10 1/2"	19	.945"	36 TOOTH	RING 8 HOLE	NONE	
CLUTCH OMITTED 103 TOOTH RING GEAR STEPPED HUB REQUIRES O-RING (SUPPLIED)							

	HO20						
	DIA	SPLINE	PILOT	HUB	MTG	CLUTCH	
	10 1/2"	19	.945"	36 TOOTH	RING 8 HOLE	YES	
WITH COAST RELEASE VALVES 10" BOLT CIRCLE, 103 TOOTH RING GEAR 29 SPLINE STATOR, STEPPED HUB REQUIRES O-RING (SUPPLIED), ID CODE: NO, ON, P4							

	HO21						
	DIA	SPLINE	PILOT	HUB	MTG	CLUTCH	
	11 1/2"	22	.945"	38 TOOTH	RING 8 HOLE	YES	
WITHOUT COAST RELEASE VALVES 11" BOLT CIRCLE, 114 TOOTH RING GEAR STEPPED HUB REQUIRES O-RING (SUPPLIED) ID CODE: 25, 25AR , STAMPED K BY HUB							

	HO22						
	DIA	SPLINE	PILOT	HUB	MTG	CLUTCH	
	10 1/2"	19	.945"	36 TOOTH	RING 8 HOLE	YES	
WITHOUT COAST RELEASE VALVES, STEPPED HUB REQUIRES O-RING (SUPPLIED), OAH 4.565", 103 TOOTH RING GEAR, 9 7/8" BOLT CIRCLE WITH 2 LINE-UP HOLES, LOCK-UP PRE-TESTED , ID CODE: HAM, HK3, H13, H16 METAL STAMP A OR E BY HUB							













	HO23						
	DIA	SPLINE	PILOT	HUB	MTG	CLUTCH	
	10 1/2"	19	.945"	38 TOOTH	RING 8 HOLE	YES	
WITHOUT COAST RELEASE VALVES, STEPPED HUB REQUIRES O-RING (SUPPLIED), 107 TOOTH RING GEAR ID CODE: L15, L16, S15, S16 STAMPED A, A8 OR B BY HUB							

	HO24						
	DIA	SPLINE	PILOT	HUB	MTG	CLUTCH	
	10 1/2"	22	.945"	38 TOOTH	RING 8 HOLE	YES	
WITHOUT COAST RELEASE VALVES, STEPPED HUB REQUIRES O-RING (SUPPLIED), 103 TOOTH RING GEAR, 9 7/8" BOLT CIRCLE, 32 SPLINE STATOR, LOCK-UP PRE-TESTED , ID CODE: 4F, 45H, F4, FM4, P4, PH45 METAL STAMP B BY HUB, M BY PILOT							

CVC SUPPLIES THE NEW GREEN O-RING MEASURING 1.550" IN DIAMETER FOR A BETTER SEAL.

CONSOLIDATED VEHICLE CONVERTERS













HONDA, ACURA, STERLING

	HO25						
	DIA	SPLINE	PILOT	HUB	MTG	CLUTCH	
	10 7/8"	22	.945"	38 TOOTH 1.520"OD	RING 8 HOLE	OE TAN	
<p>PRIMARY NOT REDUCED, W/O COAST RELEASE VALVES, 114 TOOTH RING GEAR .355" THICK 3/4" WIDE, FLANGE ON HUB MEASURES 3.075", 10 1/4" BOLT CIRCLE, STEPPED HUB REQUIRES O-RING (SUPPLIED), LOCK-UP PRE-TESTED, INK CODE: 4B0, 4B6, 4BC, STAMPED 7 BY HUB</p>							
	HO26						
	DIA	SPLINE	PILOT	HUB	MTG	CLUTCH	
	10 1/2"	22	.945"	38 TOOTH	RING 8 HOLE	YES	
<p>OAH 4.562", STEPPED HUB REQUIRES O-RING (SUPPLIED), 9 7/8" BOLT CIRCLE WITH 2 LINE-UP HOLES, 109 TOOTH RING GEAR, LOCK-UP PRE-TESTED, ID CODE: 215, 216, AB, P56, P72, METAL STAMP: A or B, A-B, or y BY HUB</p>							
	HO27						
	DIA	SPLINE	PILOT	HUB	MTG	CLUTCH	
	10 7/8"	22	.945"	38 TOOTH	RING 8 HOLE	OE TAN	
<p>SLIGHTLY REDUCED PRIMARY, W/O COAST RELEASE VALVES, 114 TOOTH RING GEAR .275" THICK 3/4" WIDE, FLANGE ON HUB MEASURES 3.075", 10 1/4" BOLT CIRCLE, STEPPED HUB REQUIRES O-RING (SUPPLIED), LOCK-UP PRE-TESTED, INK CODE: 8b, 8B, PAA, PCA, METAL STAMP: b, CA, Y BY HUB</p>							
	HO28						
	DIA	SPLINE	PILOT	HUB	MTG	CLUTCH	
	10 7/8"	22	.945"	38 TOOTH	RING 8 HOLE	OE TAN	
<p>SLIGHTLY REDUCED PRIMARY, W/O COAST RELEASE VALVES, 114 TOOTH RING GEAR .355" THICK 3/4" WIDE, FLANGE ON HUB MEASURES 2.600", 10 1/4" BOLT CIRCLE, STEPPED HUB REQUIRES O-RING (SUPPLIED), LOCK-UP PRE-TESTED, INK CODE: 5M, EA, GA, P5M, PEA, METAL STAMP: 5M, EA BY HUB</p>							
	HO29						
	DIA	SPLINE	PILOT	HUB	MTG	CLUTCH	
	10 3/4"	22	.945"	38 TOOTH	8 HOLE 6MM	YES	
<p>121 TOOTH RING GEAR, 11 1/4" BOLT CIRCLE, 32 SPLINE STATOR, STEPPED HUB REQUIRES O-RING (SUPPLIED), LOCK-UP PRE-TESTED, ID CODE: 8b, 8F, PG, PGK, P8F METAL STAMP 8F, PG BY HUB</p>							
	HO30						
	DIA	SPLINE	PILOT	HUB	MTG	CLUTCH	
	10 1/2"	19	.945"	36 TOOTH	RING 8 HOLE	YES	
<p>WITH COAST RELEASE VALVES, 9 7/8" BOLT CIRCLE, 103 TOOTH RING GEAR, STEPPED HUB REQUIRES O-RING (SUPPLIED), LOCK-UP PRE-TESTED, 29 SPLINE STATOR, ID CODE: 13, 15</p>							

CVC SUPPLIES THE NEW GREEN O-RING MEASURING 1.550" IN DIAMETER FOR A BETTER SEAL.

CONSOLIDATED VEHICLE CONVERTERS

HONDA, ACURA, STERLING

	HO31						
	DIA	SPLINE	PILOT	HUB	MTG	CLUTCH	
	11 1/2"	22	.945"	38 TOOTH	RING 8 HOLE	YES	
WITHOUT COAST RELEASE VALVES, 10 7/8" BOLT CIRCLE, 114 TOOTH RING GEAR, STEPPED HUB REQUIRES O-RING (SUPPLIED), LOCK-UP PRE-TESTED , ID CODE: 27, 27M 27N METAL STAMPED: N BY HUB, 5 BY PILOT							
	HO32						
	DIA	SPLINE	PILOT	HUB	MTG	CLUTCH	
	13 1/8" ACROSS GEAR	22	.945"	39 TOOTH	8 HOLES	YES	
11 1/4" UNIT, 32 SPLINE STATOR, 131 TOOTH RING GEAR 7/8" WIDE, 5/16" THICK, 12" BOLT CIRCLE, INK CODE: RD, RDJ BOTH SIDES, METAL STAMP: RD HUB SIDE, STEPPED HUB REQUIRES O-RING (SUPPLIED)							
	HO33						
	DIA	SPLINE	PILOT	HUB	MTG	CLUTCH	
	9 3/4"	22	.945"	38 TOOTH	8 HOLE MTG RING	YES	
STEPPED HUB REQUIRES O-RING (SUPPLIED), 12" ACROSS 119 TOOTH RING GEAR 1" WIDE .380 THICK, 10 3/16" BOLT CIRCLE, 6MM THREADS, NO LINE-UP HOLES, INK CODE: H1, PP, NA, PNA, RBB, DDOSAB , METAL STAMP: PN OR RA BY HUB, HI ON PUMP SIDE							
	HO34						
	DIA	SPLINE	PILOT	HUB	MTG	CLUTCH	
	9 5/8"	22	.945"	38 TOOTH	8 HOLE MTG RING	YES	
STEPPED HUB REQUIRES O-RING (SUPPLIED), 113 TOOTH RING GEAR 15/16" WIDE, .365 THICK, 10 1/2" BOLT CIRCLE, 6MM X 1.00 THREADS, METAL STAMP: RN BY HUB							
	HO36						
	DIA	SPLINE	PILOT	HUB	MTG	CLUTCH	
	10 1/2"	22	.945"	38 TOOTH	RING 8 HOLE	YES	
WITHOUT COAST RELEASE VALVES, 10" BOLT CIRCLE, 114 TOOTH RING GEAR 1" WIDE, STEPPED HUB REQUIRES O-RING (SUPPLIED), LOCK-UP PRE-TESTED , ID CODE: R18 , STAMPED C BY HUB							
	HO37						
	DIA	SPLINE	PILOT	HUB	MTG	CLUTCH	
	10 3/8"	22	.945"	38 TOOTH	RING 8 HOLE	YES	
STEPPED HUB REQUIRES O-RING (SUPPLIED), 9 7/8" BOLT CIRCLE, 114 TOOTH RING GEAR, 32 SPLINE STATOR, LOCK-UP PRE-TESTED , CODE: AAO, AYA, EA12B, EH23A METAL STAMPED: b BY HUB							

CVC SUPPLIES THE NEW GREEN O-RING MEASURING 1.550" IN DIAMETER FOR A BETTER SEAL.

CONSOLIDATED VEHICLE CONVERTERS

HONDA, ACURA, STERLING

	HO44						
	DIA	SPLINE	PILOT	HUB	MTG	CLUTCH	
	11 1/8"	23	.945"	39 TOOTH	6 OVAL 8 X 1.25	YES	
STEPPED HUB REQUIRES O-RING (SUPPLIED), 9 7/8" BOLT CIRCLE, NO RING GEAR, LOCK-UP PRE-TESTED , ID CODE: P5A, Y4 , STAMPED = BY HUB							
	HO45						
	DIA	SPLINE	PILOT	HUB	MTG	CLUTCH	
	10 1/2"	22	.945"	38 TOOTH	RING 8 HOLE	YES	
OAH 4.562", STEPPED HUB REQUIRES O-RING (SUPPLIED), 9 7/8" BOLT CIRCLE, NO LINE-UP HOLES, 109 TOOTH RING GEAR, LOCK-UP PRE-TESTED , ID CODE: F16, J1-LM, J1-PLM , METAL STAMP: B A BY HUB							
	HO46						
	DIA	SPLINE	PILOT	HUB	MTG	CLUTCH	
	10 1/2"	22	.945"	38 TOOTH	RING 8 HOLE	YES	
STEPPED HUB REQUIRES O-RING (SUPPLIED), 9 3/8" BOLT CIRCLE, NO RING GEAR, ID CODE: H27C, PW7 STAMPED Y BY HUB, 5 BY PILOT							
	HO47						
	DIA	SPLINE	PILOT	HUB	MTG	CLUTCH	
	9 3/4"	22	.945"	38 TOOTH	RING 8 HOLE	YES	
STEPPED HUB REQUIRES O-RING (SUPPLIED), 9" BOLT CIRCLE, 114 TOOTH RING GEAR ID CODE: AAO STAMPED 1 BY HUB							
	HO48						
	DIA	SPLINE	PILOT	HUB	MTG	CLUTCH	
	12"	22	.945"	38 TOOTH	RING 8 HOLE	YES	
STEPPED HUB REQUIRES O-RING (SUPPLIED), 10 7/8" BOLT CIRCLE, 6MM THREADS, 121 TOOTH RING GEAR, LOCK-UP PRE-TESTED , ID CODE: PO, POG, PFW, P8A, P8C STAMPED 8A, 8C, LJ , OR U BY HUB, 5 BY PILOT							

CVC SUPPLIES THE NEW GREEN O-RING MEASURING 1.550" IN DIAMETER FOR A BETTER SEAL.



CONSOLIDATED VEHICLE CONVERTERS



ISUZU



GM 4L30E



ID CODE

1999-00	AMIGO V6 3.2L		
2002	AXIOM V6 3.5L	24213406	BU40W
2003-06	AXIOM V6 3.5L		
1990-94	RODEO	SE9P, SELP, SF6X, SFLP, SJ9K, SJLP, SJLS	BU4
1995-ON	RODEO	SFLT	BU85
1998-00	RODEO 3.2L	24210868, 24210869, 24211228, 24211229	BU40
2000-01	RODEO 3.2L	24213406	BU40W
2001-02	RODEO 2.2L	SJHR, 24210708, 24210713	BU50HS
1990-94	TROOPER	SE9P, SELP, SF6X, SFLP, SJ9K, SJLP, SJLS	BU4
1995-ON	TROOPER	SFLT	BU85
1997	TROOPER II 3.2L 4WD	SFHT, 24200145	BU85C
1999	TROOPER 3.5L	24210868, 24210869, 24211228, 24211229	BU40
2000-01	TROOPER 3.5L	24213406	BU40W
1999-01	VEHICROSS V6 3.5L		

	BU4						
	DIA	SPLINE	PILOT	HUB	MTG	CLUTCH	
	10"	27	.825"	1.875" SLOTS	3 LUGS 10 X 1.50	YES	
PILOT 1 1/2" LONG 9 3/8" BOLT CIRCLE CODE: SE9P, SELP, SF6X, SFLP, SJ9K, SJLP, SJLS							

	BU40						
	DIA	SPLINE	PILOT	HUB	MTG	CLUTCH	
	10"	27	.825"	1.875" SLOTS	6 PADS	YES CARBON	
PILOT .938" LONG, DIMPLES ANGLE 20 DEGREES LEFT 9 3/4" BOLT CIRCLE ID CODE: 24210868, 24210869, 24211228, 24211229							



	BU40W						
	DIA	SPLINE	PILOT	HUB	MTG	CLUTCH	
	10"	27	.825"	1.875" SLOTS	6 PADS	YES WOVEN	
PILOT .938" LONG, DIMPLES ANGLE 20 DEGREES LEFT 9 3/4" BOLT CIRCLE WOVEN GRAPHITE CLUTCH ID CODE: 24213406							

	BU50HS						
	DIA	SPLINE	PILOT	HUB	MTG	CLUTCH	
	10"	27	.825"	1.875" SLOTS	6 PADS	YES CARBON	
PILOT 1 1/2" LONG 9" BOLT CIRCLE ID CODE: 24210708, 24210713, SJHR							

CONSOLIDATED VEHICLE CONVERTERS

ISUZU

GM 4L30E CONTINUED

	BU85						
	DIA	SPLINE	PILOT	HUB	MTG	CLUTCH	
	10"	27	.825" 1" LONG	1.875" SLOTS	3 LUGS 10 X 1.50	YES	
MTG LUGS .925" TALL 9 3/4" BOLT CIRCLE, ID CODE: SFLT ID CODE: SFHT, 8681486, 24200145 ORDER BU85C							

GM 4L60E



1997-ON ISUZU HOMBRE 2.2L
 1998 ISUZU PICKUP 2.2L



BU23C
BU23C



A40, 41, 42D, 44DL, A340, AW30/80



1983-87 PICKUP 2.0L, 2.3L, A42D
 PICKUP
 PICKUP 2.6L, IMPULSE A44DL, 1986 IMPULSE TURBO
 1988-95 PICKUP V6 3.1L, A44DL, A340H
 1988-92 PICKUP 2.6L, TROOPER, TROOPER II A44DL

TO15
TO16
TO17
TO28
TO38

	TO10						
	DIA	SPLINE	PILOT	HUB	MTG	CLUTCH	
	10 1/2"	26	1.100"	1.500" SLOTS	6 PADS	NONE	
9" BOLT CIRCLE							

	TO15						
	DIA	SPLINE	PILOT	HUB	MTG	CLUTCH	
	10 1/4"	26	1.100" CUP	1.500" SLOTS	6 PADS	NONE	
1.498" HUB 1.600" LONG WITH .625" DEEP SLOTS MOUNTING PADS .375" TALL							



	TO16						
	DIA	SPLINE	PILOT	HUB	MTG	CLUTCH	
	11 3/8"	26	1.100" CUP	1.500" SLOTS	6 PADS 8MM	NONE	
1.498" HUB 1.600" LONG WITH .625" DEEP SLOTS MOUNTING PADS .375" TALL 9" BOLT CIRCLE, CLUTCH OMITTED							



	TO17						
	DIA	SPLINE	PILOT	HUB	MTG	CLUTCH	
	11 3/8"	26	1.100" CUP	1.500" SLOTS	6 PADS 8MM	YES	
1.498" HUB 1.600" LONG WITH .625" DEEP SLOTS MOUNTING PADS .375" TALL 9" BOLT CIRCLE, ID CODE: YELLOW DOT, 8G							



CONSOLIDATED VEHICLE CONVERTERS

ISUZU



A40, 41, 42D, 44DL, A340, AW30/80 CONTINUED

	TO20						
	DIA	SPLINE	PILOT	HUB	MTG	CLUTCH	
	9 5/8"	26	1.100"	1.500" SLOTS	6 PADS	NONE	
SLOTTED HUB 1 3/4" LONG WITH 5/8" DEEP SLOTS 7 3/4" BOLT CIRCLE							

	TO28						
	DIA	SPLINE	PILOT	HUB	MTG	CLUTCH	
	11 3/8"	26	1.100"	1.500" SLOTS	6 PADS 8MM	YES	
1.498" HUB 1.600" LONG WITH .625" DEEP SLOTS SOLID OR HOLLOW PILOT, MOUNTING PADS 1/2" TALL 9 9/16" BOLT CIRCLE, ID CODE: BLACK DOT							

	TO38						
	DIA	SPLINE	PILOT	HUB	MTG	CLUTCH	
	11 3/8"	26	1.100" CUP	1.500" SLOTS	6 PADS 8MM	YES	
1.498" HUB 1.600" LONG WITH .625" DEEP SLOTS MOUNTING PADS 3/8" TALL 9 9/16" BOLT CIRCLE, ID CODE: PINK DOT							



JF403E
1989-ON GEMINI, IMPULSE

	DA20						
	DIA	SPLINE	PILOT	HUB	MTG	CLUTCH	
	10"	18	.785"	1.650" FLATS	6 LUGS 10MM	YES	
8 7/8" BOLT CIRCLE							

JR403E, 403H
1987-ON ISUZU TRUCK 4 MOUNTING PADS (.375" TALL) WITH INERTIA RING
ISUZU TRUCK SIX MOUNTING HOLES ON 14 1/2" MOUNTING RING

DA21
DA25

	DA21						
	DIA	SPLINE	PILOT	HUB	MTG	CLUTCH	
	11"	24	.785"	MILL FLATS	4 LUGS	YES	
13" INERTIA RING MOUNTING LUGS .375" TALL 9 3/4" BOLT CIRCLE							

	DA25						
	DIA	SPLINE	PILOT	HUB	MTG	CLUTCH	
	11"	24	.785"	MILL FLATS	6 HOLE PLATE	YES	
14 1/2" MOUNTING PLATE 13 5/16" BOLT CIRCLE							



CONSOLIDATED VEHICLE CONVERTERS

ISUZU

MX17

ISUZU WITH .394" PILOT



T031

	T031						
	DIA	SPLINE	PILOT	HUB	MTG	CLUTCH	
	9 5/8"	26	.394"	1.500" SLOTS	6 PADS 8MM	NONE	
7 3/4" BOLT CIRCLE							

450-43LE

1999-2004 TRUCK NPR L4 4.75L
2004 CHEVROLET W5500 FLAT BED TURBO DIESEL

T068
T068

	T068						
	DIA	SPLINE	PILOT	HUB	MTG	CLUTCH	
	12 1/2"	20	1.574" 2" LONG	1.654" SLOTS	6 EXT BRKTS	YES	
10 11/16" BOLT CIRCLE, 2 PILOT VERSIONS, ID CODE: 5E11U CVC RE-ENGINEERS PILOT FOR STRENGTH & DURABILITY							

MDJA

1996 ISUZU OASIS 2.2L

ID CODE
4B0, 4B6, 4BC

H025

JAGUAR

BORG WARNER 3 BAND

1956-66 ALL

JA1



JA1					
DIA	SPLINE	PILOT	HUB	MTG	CLUTCH
11 3/4"	19/15	.750"	DRIVE EARS	MTG RING	YES
133 TOOTH RING GEAR WITH COOLING SHROUD					



BORG WARNER 8, 12



JA9					
DIA	SPLINE	PILOT	HUB	MTG	CLUTCH
12"	17	.750"	DRIVE EARS	4 LUGS	NONE
WITH COOLING SHROUD ID CODE: 21					



JA10					
DIA	SPLINE	PILOT	HUB	MTG	CLUTCH
12"	29	.750"	DRIVE EARS	4 LUGS	NONE
WITH COOLING SHROUD ID CODE: 67 1976 JAGUAR XJS					

BORG WARNER 35, 65

	VO4						
	DIA	SPLINE	PILOT	HUB	MTG	CLUTCH	
	12"	23	.750"	DRIVE EARS	4 LUGS	NONE	
NO COOLING SHROUD 9 3/4" BOLT CIRCLE ID CODE: 113							

	VO4A						
	DIA	SPLINE	PILOT	HUB	MTG	CLUTCH	
	12"	26	.750"	DRIVE EARS	4 LUGS	NONE	
NO COOLING SHROUD 9 3/4" BOLT CIRCLE ID CODE: 6061, 6097							





	VO5						
	DIA	SPLINE	PILOT	HUB	MTG	CLUTCH	
	12"	23	.750"	DRIVE EARS	4 LUGS	NONE	
WITH COOLING SHROUD 9 3/4" BOLT CIRCLE ID CODE: 6061, 6097							

	VO5A						
	DIA	SPLINE	PILOT	HUB	MTG	CLUTCH	
	12"	22	.750"	DRIVE EARS	4 LUGS	NONE	
WITH COOLING SHROUD 9 3/4" BOLT CIRCLE							

CONSOLIDATED VEHICLE CONVERTERS



JAGUAR



THM400



	JA3						
	DIA	SPLINE	PILOT	HUB	MTG	CLUTCH	
	13"	30	1.704"	1.875" SLOTS	3 PADS	NONE	
11 1/2" BOLT CIRCLE							
	JA4						
	DIA	SPLINE	PILOT	HUB	MTG	CLUTCH	
	13"	30	1.704"	1.875" SLOTS	6 PADS	NONE	
11 1/2" BOLT CIRCLE ID CODE: FB							

ZF4-HP22 / 24

1984-ON	XJ-6	ID CODE: K17, Z1, Z6	BM18 BM18HS BM24 JA5 BM24 BM40 BM30
	XJ-6	ID CODE: H3, T7	
1987	JAG & 1988 RANGE ROVER	ID CODE: K2	
1990	XJ-6, SOVREIGN 4.0L	ID CODE: K7	
1995	LAND ROVER	ID CODE: K2	
1996-00	LAND ROVER DISCOVERY	ID CODE: D19, U18	
	LAND ROVER	ID CODE: M19	

	BM18						
	DIA	SPLINE	PILOT	HUB	MTG	CLUTCH	
	12"	27	1.257"	SLOTS	3 PADS	YES	
1.495" / 1.574" SLOTTED HUB 9 3/8" BOLT CIRCLE, ID CODE: K17, Z1, Z6 STAMPED 7 ON PILOT TIP & NEXT TO PILOT							

	BM18HS						
	DIA	SPLINE	PILOT	HUB	MTG	CLUTCH	
	12"	27	1.257"	SLOTS	3 PADS	YES	
1.495" / 1.574" SLOTTED HUB 9 3/8" BOLT CIRCLE, ID CODE: H3, T7 HIGH STALL							

	BM24						
	DIA	SPLINE	PILOT	HUB	MTG	CLUTCH	
	12"	27	1.060"	SLOTS	4 PADS	YES	
1.495" / 1.574" SLOTTED HUB 9" BOLT CIRCLE ID CODE: K2, BLACK DOT							

CONSOLIDATED VEHICLE CONVERTERS

JAGUAR

ZF4-HP22 / 24 CONTINUED

BM30						
DIA	SPLINE	PILOT	HUB	MTG	CLUTCH	
12 7/8"	27	1.337"	STEP SLOTS	4 PADS 10 X 1.50	YES	
8 7/8" BOLT CIRCLE ID CODE: M19 PILOT SIDE						

BM40						
DIA	SPLINE	PILOT	HUB	MTG	CLUTCH	
11 1/2"	27	1.339" 1 11/16" LONG	SLOTTED STEPPED	MOUNTING RING	YES	
9 3/4" BOWL SHAPED MOUNTING RING W/4 10 X 1.50 THREADS ON 9" BOLT CIRCLE, INK CODE: D19, P27, U18, U27, METALLIC GREEN PAINT SWATCH						

JA5						
DIA	SPLINE	PILOT	HUB	MTG	CLUTCH	
12 3/4"	27	1.257"	SLOTS	6 PADS	YES	
3 PIECE BODY ID CODE: K7						

JA8						
DIA	SPLINE	PILOT	HUB	MTG	CLUTCH	
11"	27	1.375" 1" LONG	1.575" SLOTTED	3 BRACKETS	YES	
10 X 1.50 THREADS ON 11 1/2" BOLT CIRCLE ID CODE: GREEN DOT, METAL STAMP Q32, 157 102						

ZF5HP 24

1997-00 JAGUAR XJ8, XKJ
2002-ON RANGE ROVER 4.4L

ID CODE: K35, Q20, Q32
ID CODE: Q29
ID CODE: D21, F38, L31, N35, S32, GREEN DOT

JA8
JA8LS
BM28

BM28						
DIA	SPLINE	PILOT	HUB	MTG	CLUTCH	
11"	27	1.257" 1.140" LONG	1.575" SLOTTED	4 PADS	YES	
38 SPLINE STATOR, CAPTIVE NUTS WITH 10 X 1.50 THREADS, 10 7/16" BOLT CIRCLE, ID CODE: D21, F38, L31, N35, S32 GREEN DOT, METAL STAMP: 157 102						

JA8						
DIA	SPLINE	PILOT	HUB	MTG	CLUTCH	
11"	27	1.375" 1" LONG	1.575" SLOTTED	3 BRACKETS	CLUTCH PACK	
10 X 1.50 THREADS ON 11 1/2" BOLT CIRCLE ID CODE: GREEN DOT, METAL STAMP: K35, Q20, Q32						



CONSOLIDATED VEHICLE CONVERTERS

JAGUAR

722.6

1998 JAGUAR XJR 4.0L, V8 SUPERCHARGED



MC20

	MC20						
	DIA	SPLINE	PILOT	HUB	MTG	CLUTCH	
	12 1/4"	32	1.375" 1.110" LONG	1.693" SLOTTED	3 PADS 10 X 1.50	CLUTCH PACK	
11 1/2" BOLT CIRCLE STICKER CODE: 72211 METAL STAMP 3870X, 11020							

4L80E

1996 XJ12 6.0L, V12



JA44



	JA44						
	DIA	SPLINE	PILOT	HUB	MTG	CLUTCH	
	13 1/2"	35	1.703"	2.000" FLATS	6 PADS 10MM	YES CARBON	
2 1/16" HUB LENGTH WITH ANTI-BALLOONING PLATE WELDED TO PRIMARY 11 1/2" BOLT CIRCLE, ID CODE: 8683155, 8685080, 24217609							



JF506E

2001-04 JAGUAR X-TYPE AWD 2.5L
2001-04 JAGUAR X-TYPE AWD 3.0L
2002-06 LAND ROVER FREELANDER 2.5L

**JA7HS
JA7LS
JA11**

	JA7HS						
	DIA	SPLINE	PILOT	HUB	MTG	CLUTCH	
	10 3/4"	20	1.375"	MILL FLATS	4 LUGS	YES	
1.653" FLANGED HUB 9 1/2" BOLT CIRCLE, 10 X 1.25 THREADS ID CODE: t4							

	JA7LS						
	DIA	SPLINE	PILOT	HUB	MTG	CLUTCH	
	10 3/4"	20	1.375"	MILL FLATS	4 LUGS	YES	
1.653" FLANGED HUB 9 1/2" BOLT CIRCLE, 10 X 1.25 THREADS METAL STAMP: t3							

	JA11						
	DIA	SPLINE	PILOT	HUB	MTG	CLUTCH	
	10 3/4"	20	.785"	1.654"	4 LUGS	YES	
1.654" HUB WITH MILLED FLATS, 4 ROUND MOUNTING LUGS WITH 10 X 1.25 THREADS ON 9 7/16" BOLT CIRCLE, 58 TOOTH GEAR WITH 1 3/8" TIMING GAP, CLUTCH TYPE UNIT, ID CODE: I7							



CONSOLIDATED VEHICLE CONVERTERS



JAGUAR



ZF6HP26

2003 JAGUAR S-TYPE 3.0L
 2003 JAGUAR S-TYPE 4.2L
 JAGUAR 4.2L SUPERCHARGED

JA13
JA12
JA14

	JA12						
	DIA	SPLINE	PILOT	HUB	MTG	CLUTCH	
	11"	27	1.375" BEVELED	1.772" SLOTTED	MTG PLATE	CLUTCH PACK	
TRIANGULAR MOUNTING PLATE WITH 3 CAPTIVE NUTS, 10 X 1.50 THREADS, 11 1/2" BOLT CIRCLE, MULTIPLE DISC CLUTCH PACK TYPE, ID CODE: 34, S62, 66, 69, 99, B-8 METAL STAMP 206 503 ON PRIMARY							

	JA13						
	DIA	SPLINE	PILOT	HUB	MTG	CLUTCH	
	11 1/8"	27	1.375" BEVELED	1.772" SLOTTED	MTG PLATE	CLUTCH PACK	
STEPPED & SLOTTED HUB, MOUNTING RING WITH 4 (10 X 1.50) THREADED HOLES, 8 7/8" BOLT CIRCLE, MULTIPLE DISC CLUTCH PACK TYPE, 38 SPLINE STATOR, INK CODE: F65 , METAL STAMP: 206 505							

	JA14						
	DIA	SPLINE	PILOT	HUB	MTG	CLUTCH	
	11 7/8"	27	1.375"	1.772" 1.750"	MTG PLATE	YES	
38 SPLINE STATOR, SLOTTED & STEPPED HUB 2" LONG, MOUNTING PLATE WITH 3 THREADED HOLES, 10 X 1.50 THREADS, 11 3/8" BOLT CIRCLE, INK CODE: J65 METAL STAMP: 206 700							